

Edward L. Pine Middle School

2023-2024 SCHOOL PERFORMANCE PLAN



Student Success Goal

School Goal: By August 2024, all subgroups will demonstrate an 11-percentage point increase in the number of students scoring proficient or higher on Smarter Balanced Assessment (SBAC) English Language Arts (ELA) and a 7-percentage point increase in the number of students scoring proficient or higher on SBAC Math.

To support students to achieve this goal, we will:

1. I-Ready Diagnostic Assessment Winter 2023 and Spring 2024

Student, Staff, and Family Partnerships Goal

By June 2024, 90% of staff, 75% of students, and 65% of parents will feel Pine Middle School is physically, emotionally, and mentally safe as measured by Staff, Student, and Parent Climate Surveys.

To support students and families to achieve this goal, we will:

1. Quarterly Staff, Student, and Parent Surveys.

Resources for Parents and Families

Quick Tips for Parents and Families

Get involved! Contact Kristi Carter for information about volunteering with our school.

Stay connected! Let the front office know if your phone number, email, or home address has changed.

Know your child's teachers! We are here to support your child's learning journey.

Resource Links

Infinite Campus Parent Portal

See your child's grades, assignments, attendance information and important updates

www.washoeschools.net/ICparent

Family Resource Centers

Basic needs assistance, resource referrals, and help with accessing services like SNAP

www.washoeschools.net/FRC

Care Solace

Free and confidential help to access mental health care providers in your community

www.washoeschools.net/Care



OUR WCSO PROMISE

We will know every student by **NAME, STRENGTH AND NEED** so they graduate prepared for the future they choose and we will deliver on this promise in partnership with our **FAMILIES and COMMUNITY.**

Our Student Demographics

100% Free or Reduced Lunch

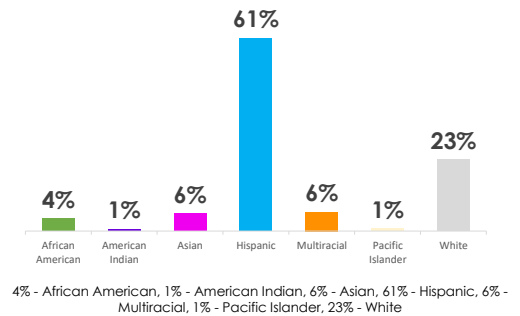
20% English Learners

13% Individualized Education Plans

1% Children in Transition

1% Foster

9% Gifted & Talented



Total Enrollment

834

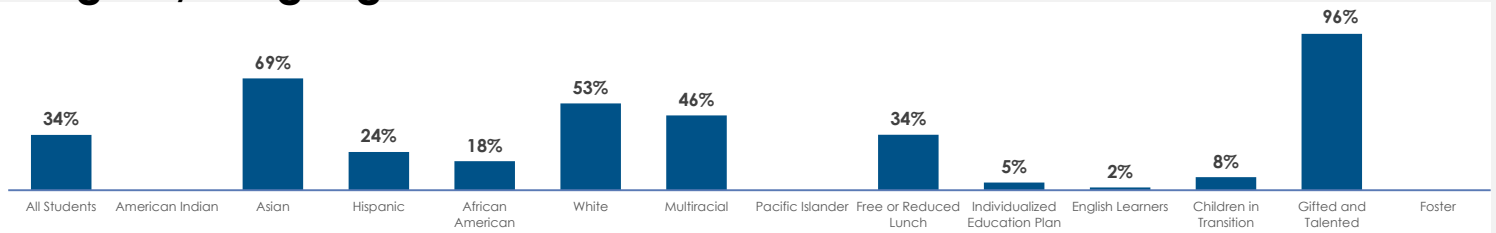


Smarter Balanced Assessment

Percent Achieving 'At or Above' Standard

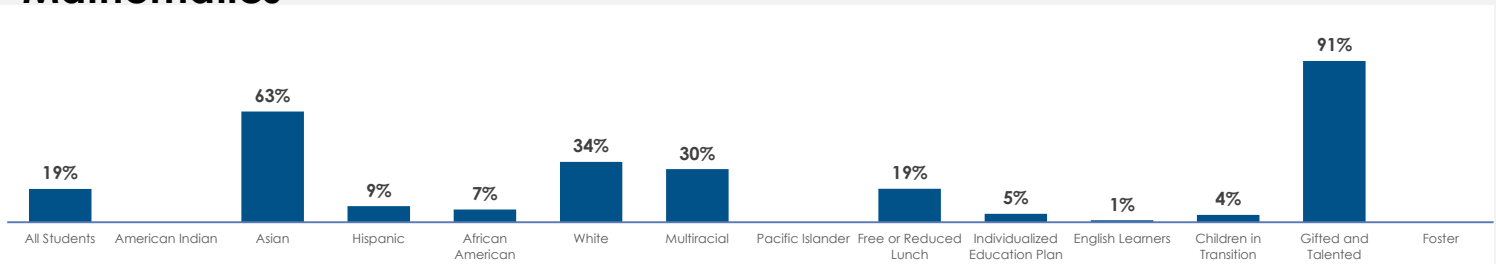


English / Language Arts



English / Language Arts: Percentage achieving "At or Above" standard (2022-2023): 34% - All Students, * - American Indian, 69% - Asian, 24% - Hispanic, 18% - African American, 53% - White, 46% - Multiracial, * - Pacific Islander, 34% - Free or Reduced Lunch, 5% - Individualized Education Plan, 2% - English Learners, 8% - Children in Transition, 96% - Gifted and Talented, * - Foster

Mathematics



Mathematics: Percentage achieving "At or Above" standard (2022-2023): 19% - All Students, * - American Indian, 63% - Asian, 9% - Hispanic, 7% - African American, 34% - White, 30% - Multiracial, * - Pacific Islander, 19% - Free or Reduced Lunch, 5% - Individualized Education Plan, 1% - English Learners, 4% - Children in Transition, 91% - Gifted and Talented, * - Foster



5th Grade Science Assessment

32%

Percentage of students achieving 'At or Above' Standard



Attendance

33%

Percentage of students missing 10% or more of school days

Scan to see more data!

